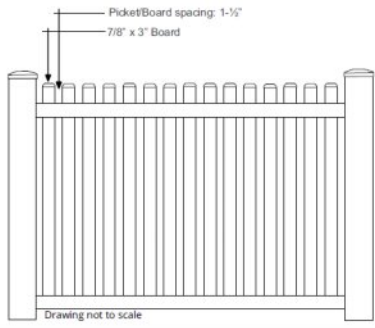
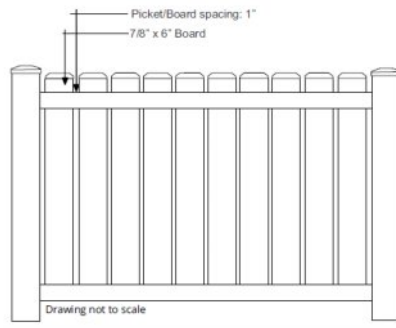


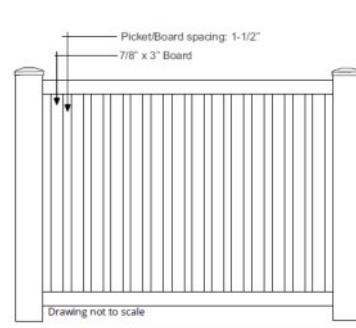
ALABAMA PICKET FENCE STYLE



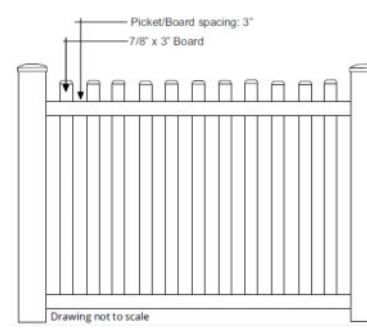
ARIZONA PICKET FENCE STYLE



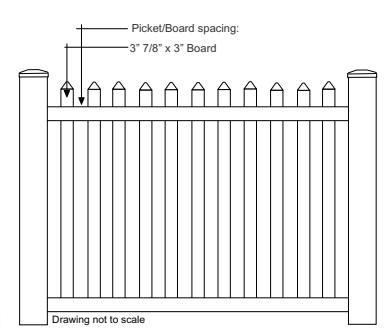
CAROLINA PICKET FENCE STYLE



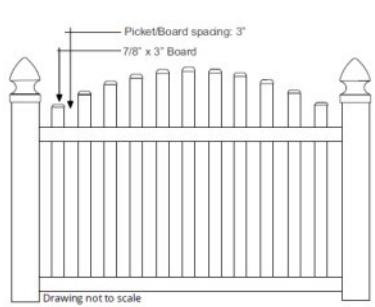
FLORIDA PICKET FENCE STYLE



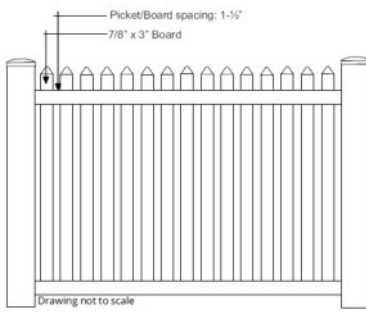
GEORGIA PICKET FENCE STYLE



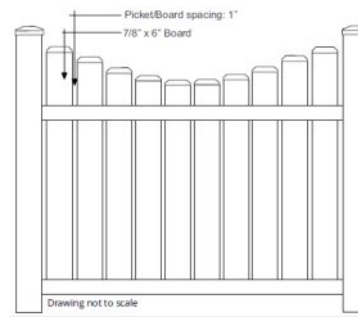
IDAHO PICKET FENCE STYLE



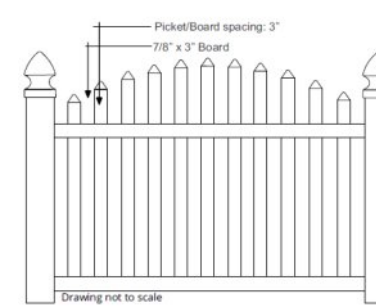
ILLINOIS PICKET FENCE



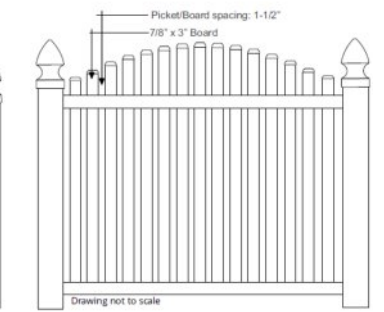
KENTUCKY PICKET FENCE STYLE



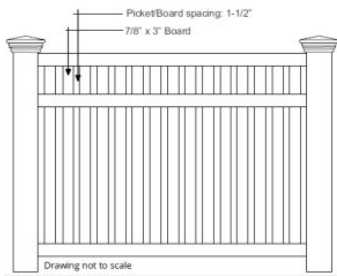
MAINE PICKET FENCE STYLE



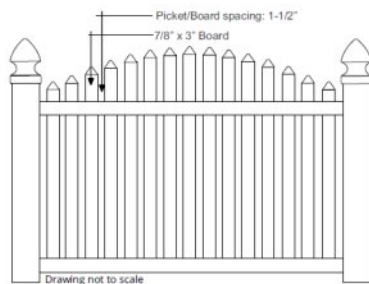
MICHIGAN PICKET FENCE STYLE



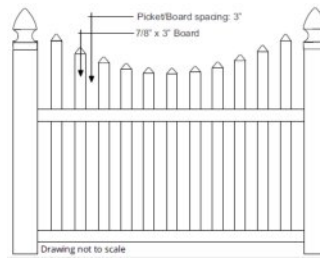
MORGAN PICKET FENCE STYLE



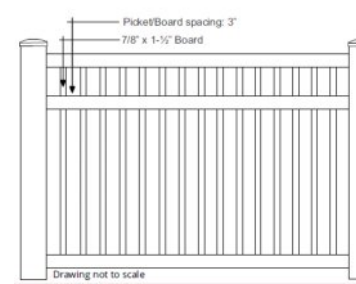
NEW ENGLAND PICKET FENCE STYLE



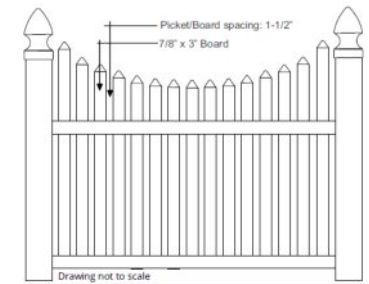
NEW YORK PICKET FENCE STYLE



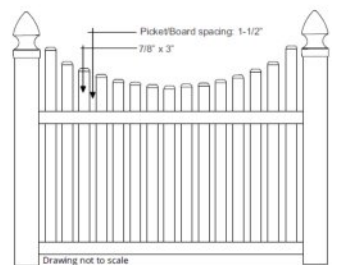
OHIO PICKET FENCE STYLE



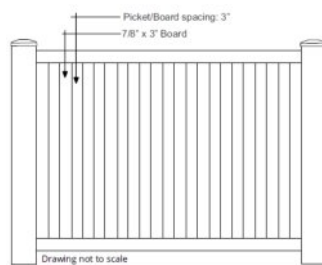
PENNSYLVANIA PICKET FENCE STYLE



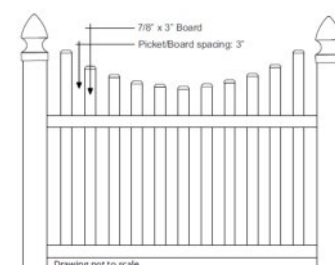
RHODE ISLAND PICKET FENCE STYLE



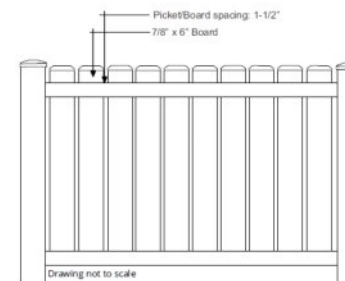
VIRGINIA PICKET FENCE STYLE



WASHINGTON PICKET FENCE STYLE



WYOMING PICKET FENCE STYLE



PICKET STYLE PRODUCT BREAKDOWN

| Style Name | Fence Style | Section Width | Heights Available | Picket/Board Size | Cap on Board | Top Configuration | Space Between Boards | Top Rails | Middle Rail | Bottom Rail | Rail Stiffener | Standard Post Size2 | Walk Gates | Double Gates |
|--------------|---------------|---------------|-------------------|-------------------|--------------|-------------------|----------------------|-------------|-------------|-------------|----------------------|---------------------|-------------|---------------|
| ALABAMA | Open Picket | 6', 8' | 3', 4', 5', 6' | 7/8" x 3" | Dog Ear | Straight | 1 1/2" | 2" x 3 1/2" | None | 2" x 3 1/2" | 8' wide Bottom Rail | 5" x 5" .142 wall | 3',4',5',6' | 6',8',10',12' |
| Arizona | Open Picket | 6', 8' | 4', 5', 6' | 7/8" x 6" | Dog Ear | Straight | 1" | 2" x 3 1/2" | None | 2" x 3 1/2" | 8' wide Bottom Rail | 5" x 5" .142 wall | 3',4',5',6' | 6',8',10',12' |
| Carolina | Closed Picket | 6', 8' | 3', 4', 5', 6' | 7/8" x 3" | None | Straight | 1 1/2" | 2" x 3 1/2" | None | 2" x 3 1/2" | 8' wide Bottom Rail | 5" x 5" .142 wall | 3',4',5',6' | 6',8',10',12' |
| Florida | Open Picket | 6', 8' | 3', 4', 5', 6' | 7/8" x 3" | Dog Ear | Straight | 3" | 2" x 3 1/2" | None | 2" x 3 1/2" | 8' wide Bottom Rail | 5" x 5" .142 wall | 3',4',5',6' | 6',8',10',12' |
| Georgia | Open Picket | 6', 8' | 3', 4', 5', 6' | 7/8" x 3" | Pointed | Straight | 3" | 2" x 3 1/2" | None | 2" x 3 1/2" | 8' wide Bottom Rail | 5" x 5" .142 wall | 3',4',5',6' | 6',8',10',12' |
| Idaho | Open Picket | 6', 8' | 3',4', 5', 6' | 7/8" x 3" | Dog Ear | 9" Arch | 3" | 2" x 3 1/2" | None | 2" x 3 1/2" | 8' wide bottom rails | 5" x 5" .142 wall | 3',4',5',6' | 6',8',10',12' |
| ILLINOIS 4 | Open Picket | 6', 8' | 3', 4', 5', 6' | 7/8" x 3" | Pointed | Straight | 1 1/2" | 2" x 3 1/2" | None | 2" x 3 1/2" | 8' wide Bottom Rail | 5" x 5" .142 wall | 3',4',5',6' | 6',8',10',12' |
| Kentucky | Open Picket | 6', 8' | 4', 5', 6' | 7/8" x 6" | Dog Ear | 9" Scallop | 1" | 2" x 3 1/2" | None | 2" x 3 1/2" | 8' wide Bottom Rail | 5" x 5" .142 wall | 3',4',5',6' | 6',8',10',12' |
| Maine | Open Picket | 6', 8' | 3',4', 5', 6' | 7/8" x 3" | Pointed | 9" Arch | 3" | 2" x 3 1/2" | None | 2" x 3 1/2" | 8' wide bottom rails | 5" x 5" .142 wall | 3',4',5',6' | 6',8',10',12' |
| Michigan | Open Picket | 6', 8' | 3',4', 5', 6' | 7/8" x 3" | Dog Ear | 9" Arch | 3" | 2" x 3 1/2" | None | 2" x 3 1/2" | 8' wide bottom rails | 5" x 5" .142 wall | 3',4',5',6' | 6',8',10',12' |
| Morgan | Closed Picket | 6', 8' | 4', 5', 6' | 7/8" x 3" | None | Straight | 1 1/2" | 2" x 3 1/2" | 2" x 3 1/2" | 2" x 3 1/2" | 8' wide Bottom Rail | 5" x 5" .142 wall | 3',4',5',6' | 6',8',10',12' |
| New England | Open Picket | 6', 8' | 3',4', 5', 6' | 7/8" x 3" | Pointed | 9" Arch | 1 1/2" | 2" x 3 1/2" | None | 2" x 3 1/2" | 8' wide bottom rails | 5" x 5" .142 wall | 3',4',5',6' | 6',8',10',12' |
| New York | Open Picket | 6', 8' | 3', 4', 5', 6' | 7/8" x 3" | Pointed | 9" Scallop | 3" | 2" x 3 1/2" | None | 2" x 3 1/2" | 8' wide Bottom Rail | 5" x 5" .142 wall | 3',4',5',6' | 6',8',10',12' |
| Ohio | Closed Picket | 6', 8' | 3',4', 5', 6' | 7/8" x 1 1/2" | None | Straight | 3" | 2" x 3 1/2" | 2" x 3 1/2" | 2" x 3 1/2" | 8' wide bottom rails | 5" x 5" .142 wall | 3',4',5',6' | 6',8',10',12' |
| Pennsylvania | Open Picket | 6', 8' | 3',4', 5', 6' | 7/8" x 3" | Pointed | 9" Scalloped | 2 1/2" | 2" x 3 1/2" | None | 2" x 3 1/2" | 8' wide bottom rails | 5" x 5" .142 wall | 3',4',5',6' | 6',8',10',12' |
| Rhode Island | Open Picket | 6', 8' | 3',4', 5', 6' | 7/8" x 3" | Dog Ear | 9" Scalloped | 1 1/2" | 2" x 3 1/2" | None | 2" x 3 1/2" | 8' wide bottom rails | 5" x 5" .142 wall | 3',4',5',6' | 6',8',10',12' |
| Virginia | Closed Picket | 6', 8' | 3', 4', 5', 6' | 7/8" x 3" | None | Straight | 3" | 2" x 3 1/2" | None | 2" x 3 1/2" | 8' wide Bottom Rail | 5" x 5" .142 wall | 3',4',5',6' | 6',8',10',12' |
| Washington | Open Picket | 6', 8' | 3', 4', 5', 6' | 7/8" x 3" | Dog Ear | 9" Scallop | 3" | 2" x 3 1/2" | None | 2" x 3 1/2" | 8' wide Bottom Rail | 5" x 5" .142 wall | 3',4',5',6' | 6',8',10',12' |
| Wyoming | Open Picket | 6', 8' | 4', 5', 6' | 7/8" x 6" | Dog Ear | Straight | 1 1/2" | 2" x 3 1/2" | None | 2" x 3 1/2" | 8' wide Bottom Rail | 5" x 5" .142 wall | 3',4',5',6' | 6',8',10',12' |